

Power Slat Conveyors

10 ft. to 30 ft. options

Models: PSC Model Series

Aladdin Temp Rite power slat conveyors are ideal for traditional or advance food preparation tray assembly lines. Simple to operate and easy to maintain, the slat belt is fabricated from durable stainless steel for years of trouble-free operation.

Standard Features

- All stainless-steel frame and body construction.
- A 10" wide, heavy duty slat belt with stainless steel release pins.
- Variable speed belt adjustment of 0 to 40 FPM
- Tray activated photo-electric automatic on/off switch at checker position
- Remote on/off switch (foot pedal style)
- Remote start/stop push button control at starter position.
- ½ H.P. drive motor and heavy-duty gear assembly.

PSC12 (Shown):

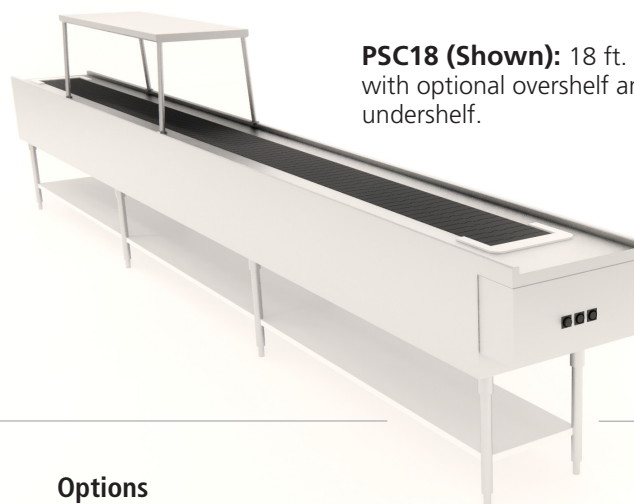
12 ft. conveyor with optional overshelf and undershelf.



Specifications

The conveyor top bed is **14-gauge, stainless steel**. At the center of the bed, a trough accommodates the conveyor belt tracking rails that are covered with an **"Ultrahigh Molecular Weight Polymer"** material to reduce drag and wear on slat chain. The 10" wide tabletop chain slat belt is **Rexnord No. 821** or equal with removable stainless-steel pins for easy belt maintenance. **Support frame is stainless steel, welded, ground and polished.** Cross rails are 1" square stainless-steel tubing welded to 1 5/8" diameter tubular legs and secured to the conveyor by stainless steel gussets. The stainless-steel drive housing design permits accessibility from both sides of the conveyor and allows easy access to the motor and gear box with-out removal of the conveyor chain. The motor and drive assembly includes a **1/2 H.P. 90V D.C.** motor that is controlled by a **solid-state DC control system** complete with start /stop/speed control at main panel. As an added control feature, Aladdin also includes a remote start/stop push button control and remote start stop foot switch. In addition, a thru beam photo eye system is provided at tail section end of the conveyor.

Project _____ Item No. _____



PSC18 (Shown): 18 ft. conveyor with optional overshelf and undershelf.

Options

- **Point of use electrical raceway** – Standard with four 120V or 208V NEMA straight blade or twist lock outlets. Each electrical receptacle is mounted on a connection plate with a circuit breaker and pilot light. All internal wiring ending at an internal power distribution block for one main power source connection.
- **Circuit panel design electrical raceway** – raceway terminates at load center housed in stainless-steel water-resistant enclosure. **Note:** Circuit panel raceway load size and number or circuits restricted due to physical panel size.
- **Additional outlets**
- **Outlet upgrade to Pin and Sleeve connection 430P9W** (required for Advantage® Plus Activator)
- **Mechanical field joints**
- **Set of 5" Casters**, four (4) with brakes, nonadjustable. Conveyor standard height is 34" with casters.
- **Open single under shelf along length of conveyor** (not available for conveyors with electrical raceway)
- **Over Shelf**, 18" D x 5ft W, single tier, movable

PSC10 (Shown): Standard 10 ft. power slat conveyor.



Power Slat Conveyors

10 ft. to 30 ft. options

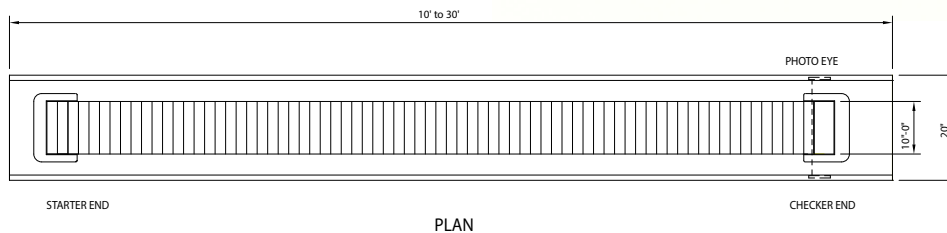
Models: PSC Model Series



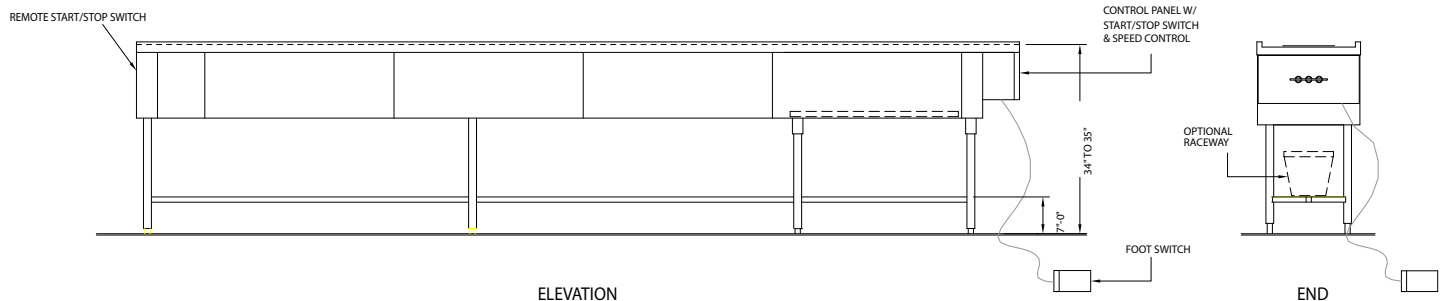
Power Slat Conveyors Technical Dimensions

Model Number	Length
<input type="checkbox"/> PSC10	10' (3.1 m)
<input type="checkbox"/> PSC12	12' (3.7 m)
<input type="checkbox"/> PSC14	14' (4.2 m)
<input type="checkbox"/> PSC16	16' (4.9 m)
<input type="checkbox"/> PSC18	18' (5.5 m)
<input type="checkbox"/> PSC20	20' (6.1 m)
<input type="checkbox"/> PSC22	22' (6.7 m)
<input type="checkbox"/> PSC24	24' (7.3 m)
<input type="checkbox"/> PSC26	26' (7.9 m)
<input type="checkbox"/> PSC28	28' (8.4 m)
<input type="checkbox"/> PSC30	30' (9.1 m)

PSC14 (Shown):
14 ft. conveyor with
optional overself
and raceway.



ANSI / NSF-2



Visit aladdintemprite.com/patents for patent information.

250 E. Main St. | Hendersonville, TN 37075 | Customer Service: 800.888.8018 | Tech Service: 800.888.5426 | Fax: 888.812.9956 | aladdintemprite.com

©2023 Aladdin Temp-Rite.® All rights reserved. Note: Specifications are subject to change without notice.



S221110PSC10-30

an Ali Group Company



The Spirit of Excellence